



District Report Card: 2017


State: Assam	District: Cachar
Class: 5	Subject: Language
Schools: 61	Students: 1094


Participation/Coverage


Students

<div>GENDER</div> <div></div>	Boys		Girls	
	Number	%	Number	%
	553	50.55	541	49.45

<div>AREA</div> <div></div>	Rural		Urban	
	Number	%	Number	%
	955	87.29	139	12.71

<div>CATEGORY</div> <div></div>	SC		ST		OBC		GEN	
	Number	%	Number	%	Number	%	Number	%
	310	28.34	34	3.11	376	34.37	374	34.19

<div>CWSN</div> <div></div>	LD	VI	HI	S&LD	ID	Oth
	3	11	5	4	2	21

<div>Management</div> <div></div>	Government		Government-aided	
	Number	%	Number	%
	1094	100.00	0	0.00

Average Performance of Students in Language (%)

Overall	Gender		Area		Management		Social Group			
	Male	Female	Rural	Urban	Govt.	Aided	SC	ST	OBC	GEN
64.70	64.81	64.58	64.98	62.78	64.70	0.00	62.32	55.88	65.00	67.17

Performance on Learning Outcomes (LOs)

Learning Outcomes	Description	Average Performance(%)
L504	Reads and comprehends independently storybooks, news items/ headlines, advertisements etc.	61.85
L508	Reads text with comprehension, locates details and sequence of events	66.12

Range of Performance of Students who Answered Correctly							
Below 30%		30% - 50%		50% - 75%		Above 75%	
Number	%	Number	%	Number	%	Number	%
104	9.51	219	20.02	349	31.90	422	38.57

Lowest Performing Learning Outcomes (LOs)

- 1 - Reads and comprehends independently storybooks, news items/ headlines, advertisements etc. (61.85)
- 2 - Reads text with comprehension, locates details and sequence of events (66.12)